

ECONOMIC SNAPSHOT



BUILDING PERMITS

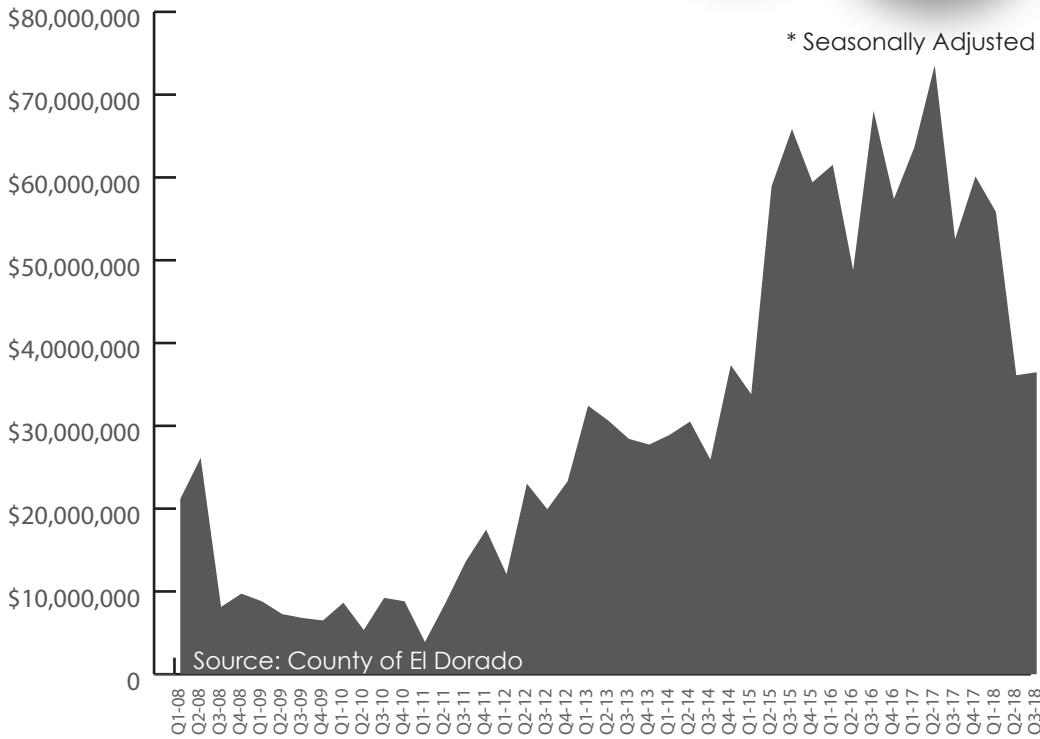
2008=100

1%

Q2 2018
170.6

Q3 2018
172.3

BUILDING PERMITS AT A GLANCE...



Total valuation of permits issued was \$36,475,220 in Q3 2018, up 1% from the previous quarter.

Compared to the pre-recession level of Q1 2008, total value of permits issued is up more than \$15.3 million or 72.3%.

Residential permits accounted for 88% of total permits issued, up from 86% in the previous quarter.

Commercial permit valuation accounted for 12% of total permits issued, down from 14% in the previous quarter.

There were 137 permits issued in Q3 2018, down from 168 permits a year ago.

3RD QUARTER TREND

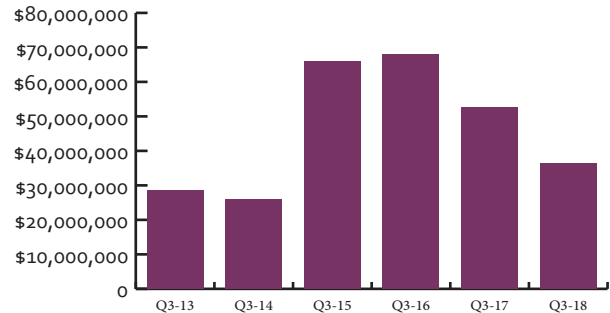
Total valuation of permits issued increased 1% in Q3 2018 following consecutive decreases in the prior two quarters.

In Q3 18, there were 137 new building permits issued with a value of nearly \$36.5 million. This is down 30.6% from a year ago and down 46.4% from two years ago. Volatility between quarters has continued to be common for building permit valuations due to number of permits and size of permits being issued.

Overall, this component has continued to show a strong performance and is expected to remain strong in the coming quarters.

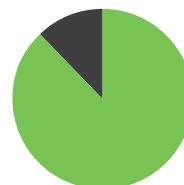
Compared to the recession low in Q1 2011, current valuation is up \$32.5 million.

Q3 BUILDING PERMIT VALUATION



Total increase of 28.3%

RESIDENTIAL VS COMMERCIAL



Residential: 88%

Commercial: 12%

