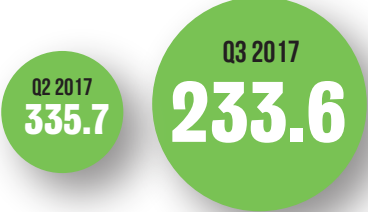


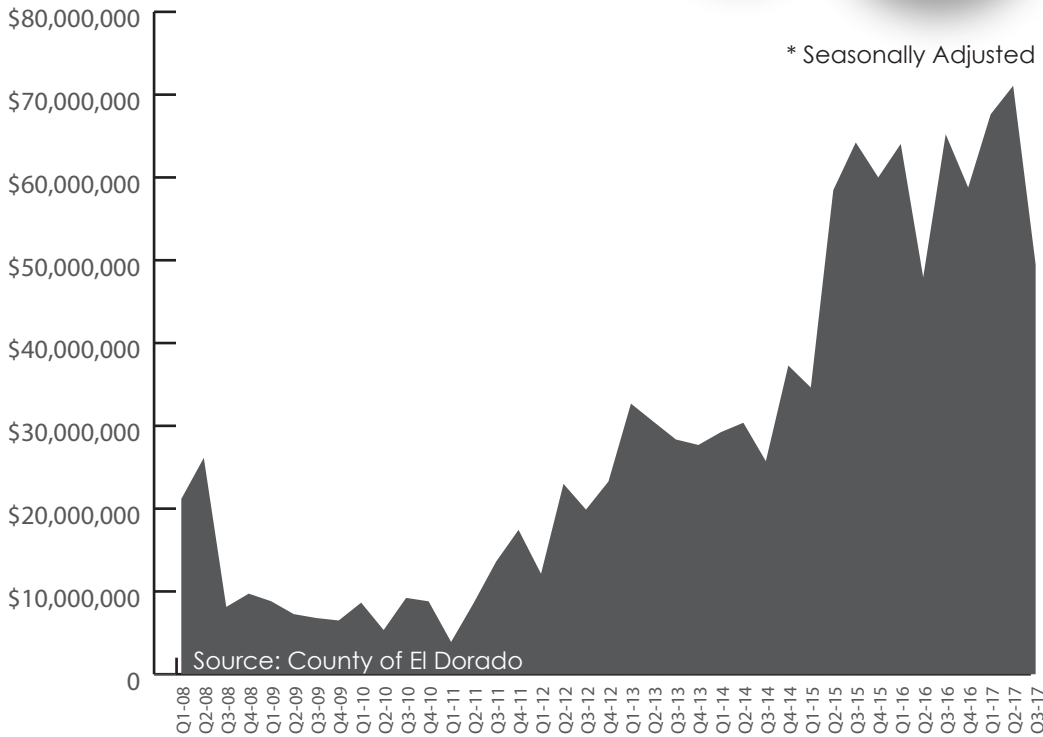
ECONOMIC SNAPSHOT



BUILDING PERMITS 30.4%
2008=100



BUILDING PERMITS AT A GLANCE...



- Total valuation of permits issued was over \$49.4 million in Q3 17.
- 178 permits were issued for new construction in Q3 17, down from 228 in Q2 17.
- There were a total of 264 permits issued in Q2 17, down from 328 in Q2 17.
- Compared to the pre-recession level of Q1 08, total value of permits issued is up nearly \$28.3 million or 133.6%.

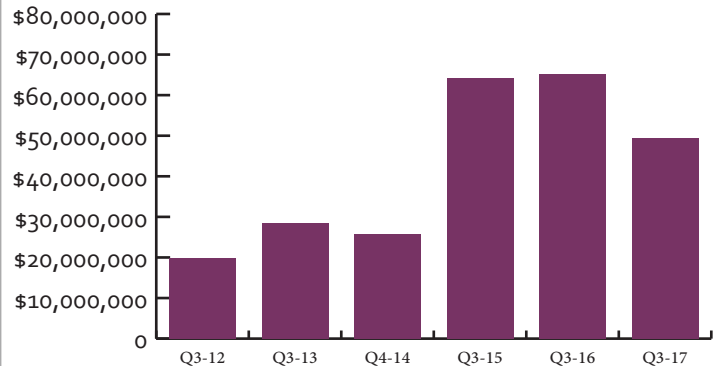
3RD QUARTER TREND

Total valuation of permits issued was over \$49.4 million in Q3 17, down 30.4% from the prior quarter. This decrease was expected to happen following a period of significant increases in the prior two quarters. Changes between quarters can be common for this component due to seasonal changes and fluctuations in the size and number of projects.

Overall, building valuations have shown a strong upward trend and continue to remain strong. Compared to the recession low in Q1 11, total valuation is up more than \$45.5 million.

Total valuation of building permits issued remains the most recovered component of the Snapshot.

Q3 BUILDING PERMITS SINCE RECESSION LOWS



Total increase of 148.8%

